

# Forest Grove Elementary School

February 4, 2021

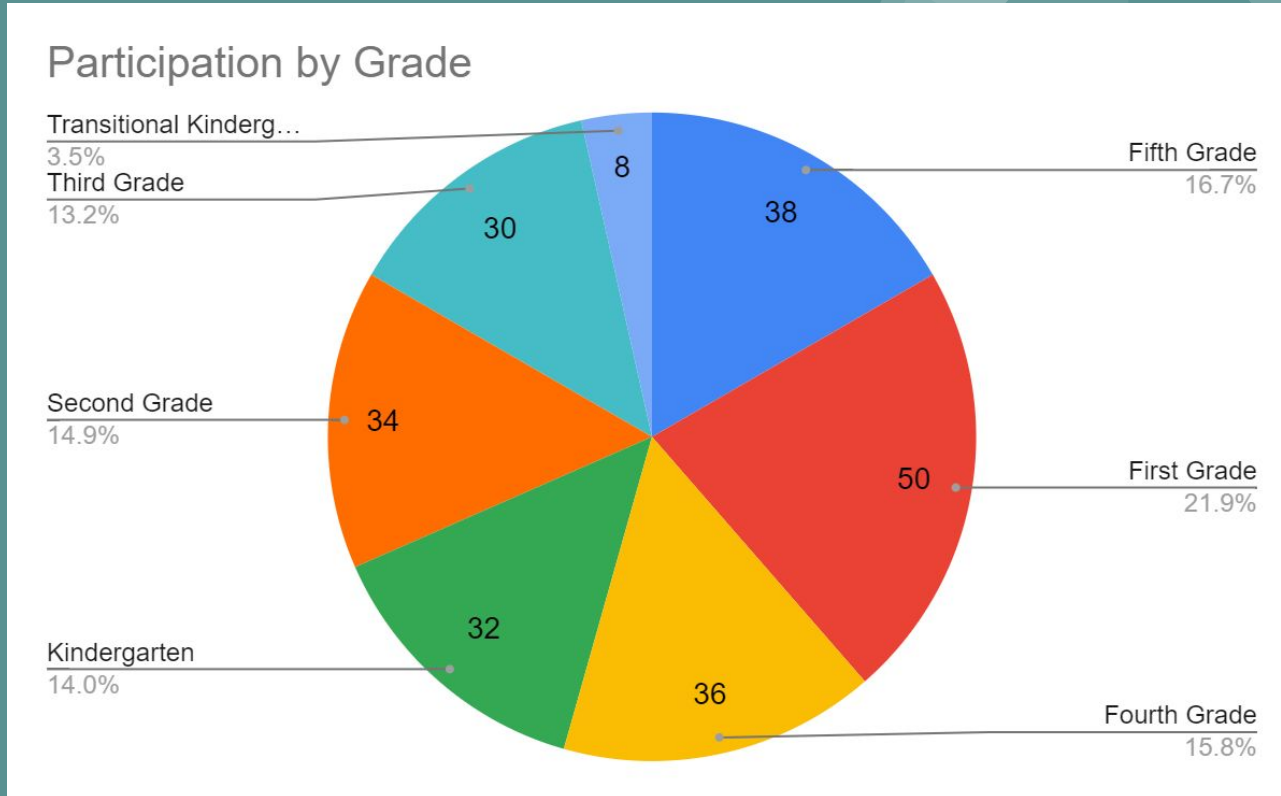
Buck Roggeman, Principal



# Forest Grove Parent Participation

## 48.3% of District Total (228 Respondents 58.6%)

### Grade Level Participation

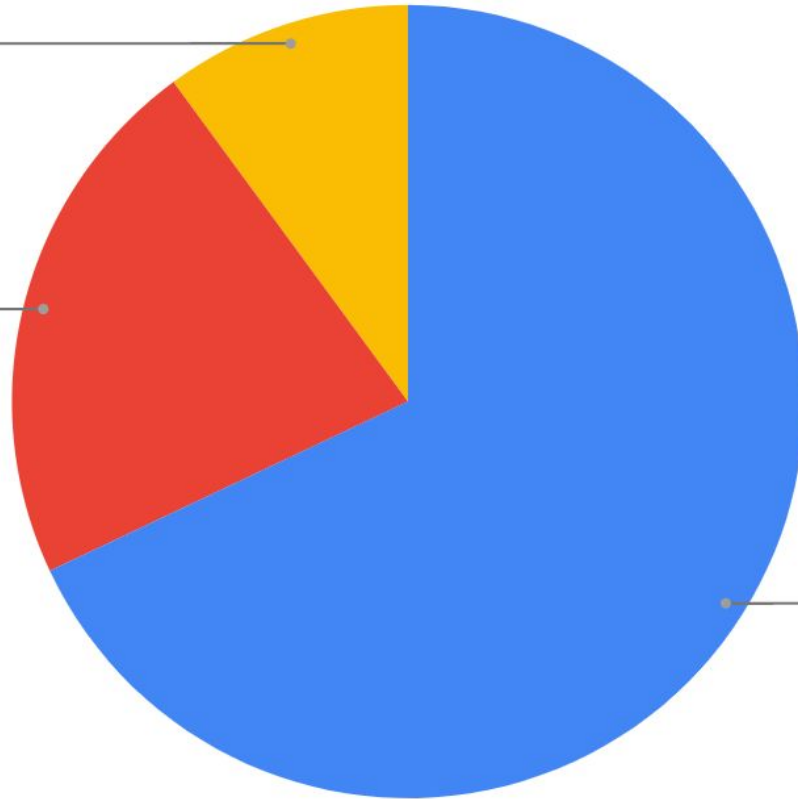


# Amount of Live Instruction

Too much time  
10.1%

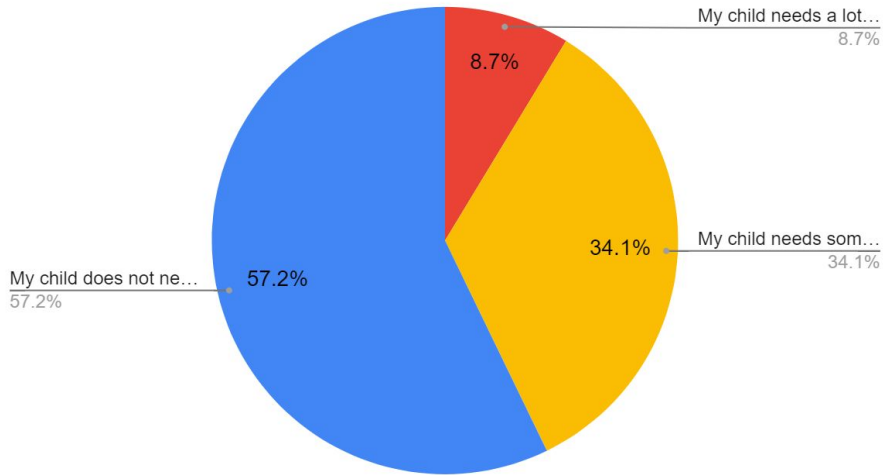
Not enough time  
21.9%

The right amount of t...  
68.0%

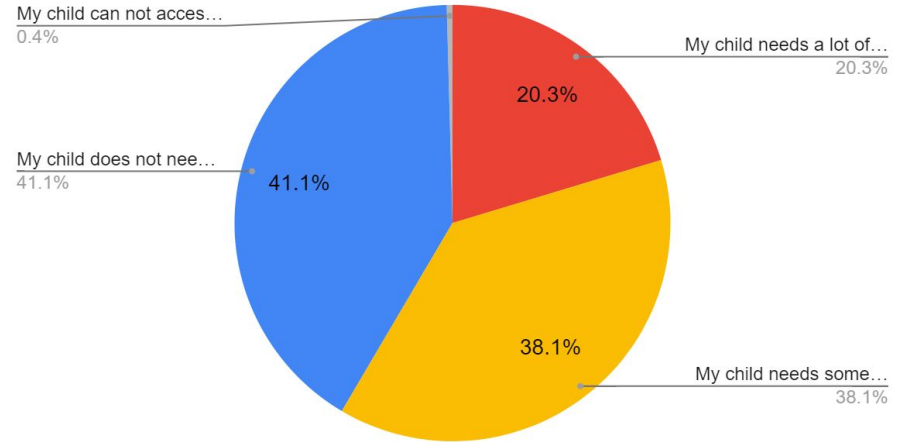


# Help Needed Synchronous and Asynchronous

Count of Help needed during live (synchronous) instruction

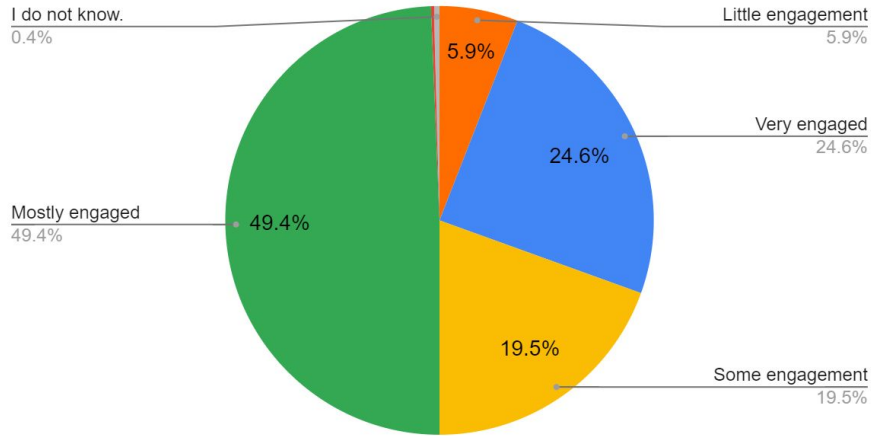


Count of How much help does your child need to access the non-live (asynchronous) Distance Learning program?

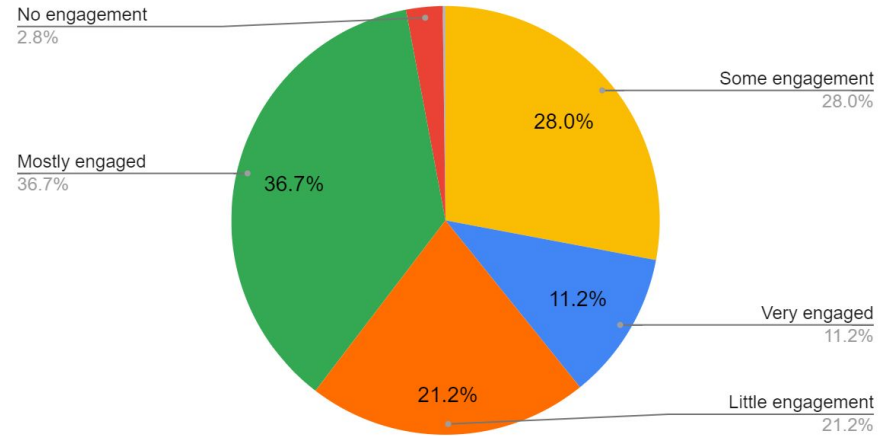


# Engagement Synchronous and Asynchronous

Count of How engaged is your child during live (synchronous) Distance Learning?

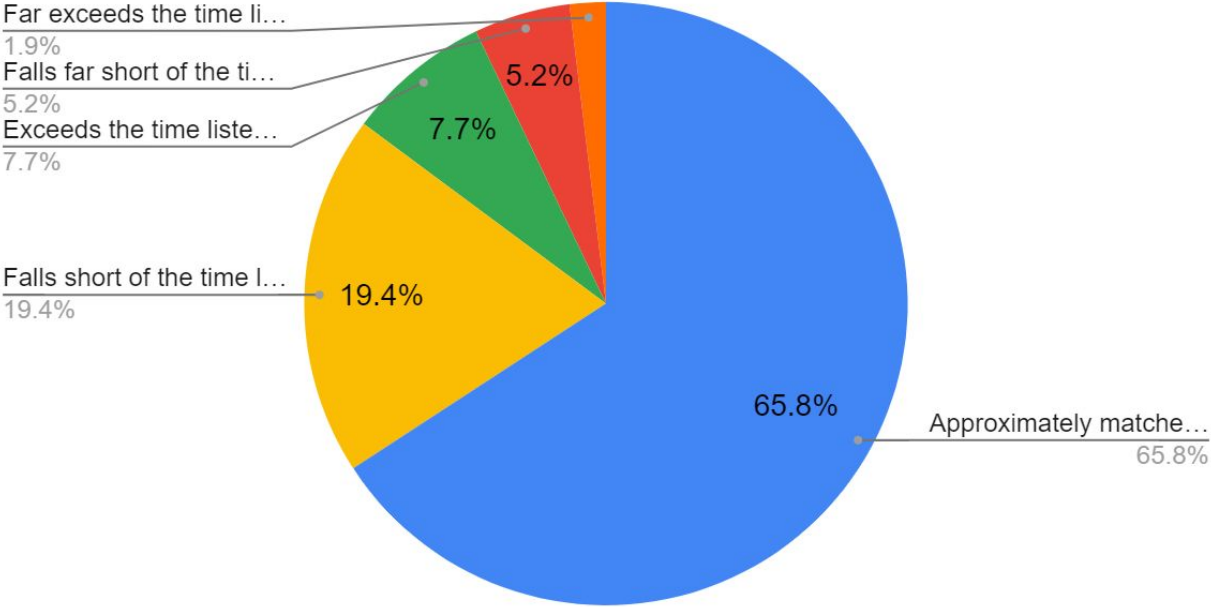


Count of How engaged is your child during non-live (asynchronous) Distance Learning?



# Educational Minutes

Count of Please look at the daily educational minutes for your child's grade. Then rate the time spent on school counting bo...



# Parent Comment Highlights

## What is Working

- School work contained to school day (no homework)
- Organization & routine
- Synchronous instruction (high praise for teachers and instructional assistants)
- Small group instruction

# Parent Comment Highlights

## Constructive Feedback for Improvement

- Childcare/School Reopening - Balancing schedules of multiple children
- More time for students to interact socially
- Depression - attitude toward school changing
- Managing resources (links, textbooks, notebooks, supplies, etc.)
- Emphasis on live instruction



# Social Emotional Supports For Students

- Individual counseling (13 students weekly)
- Classroom Caring Circles/SEL engagement (17 classes weekly)
- 5 small groups of 3-5 students weekly
- Weekly SEL video from the counselor
- Daily Mindful Moment with the Principal
- Kindness week in February
- Classroom support with teacher driven SEL activities

# Social Emotional Supports For Parents/Families

- Individual parent support and outreach meetings
- Monthly parent coffees (Thursday, Feb. 11 at 10 a.m.)
- Regular communication from classroom teacher and administration (newsletters, emails, mass text)

**FG 1st Trimester 2020-21 and 2019-20  
Report Card Results per Grade Level**

	<b>Lang.Arts</b>		<b>Math</b>		<b>Science</b>		<b>Music</b>		<b>PE</b>	
	<b>20-21</b>	<b>19-20</b>	<b>20-21</b>	<b>19-20</b>	<b>20-21</b>	<b>19-20</b>	<b>20-21</b>	<b>19-20</b>	<b>20-21</b>	<b>19-20</b>
<b>Transitional Kindergarten</b>	3.0		3.0		3.0		4.0		3.78	
<b>Kindergarten</b>	2.85		3.06		3.30		3.64		3.83	
<b>1<sup>st</sup> Grade</b>	2.85	2.90	2.95	2.93	2.98	3.00	3.07	3.85	3.75	3.81
<b>2<sup>nd</sup> Grade</b>	2.54	2.91	2.61	3.01	N/A	3.21	3.47	3.94	3.81	3.84
<b>3<sup>rd</sup> Grade</b>	2.70	2.78	2.59	3.02	3.34	3.09	3.32	3.94	3.70	3.87
<b>4<sup>th</sup> Grade</b>	2.61	2.93	2.74	3.02	N/A	3.00	3.25	3.90	3.503.	3.91
<b>5<sup>th</sup> Grade</b>	2.79	2.68	2.96	2.75	2.93	3.02	3.21	3.83	3.53	3.92

\*Second grade used a Satisfactory (S) on Needs Improvement (N) in Science based on student participation in 20-21

\*Fourth left science grades blank pending completion of Earth Science standards in 20-21

# Forest Grove Enrollment

May 2020

TK	Kinder	1st	2nd	3rd	4th	5th	Total
24	70	59	61	80	57	67	418

October 2020

TK	Kinder	1st	2nd	3rd	4th	5th	Total
19	60	67	60	59	75	59	399

February 2021

TK	Kinder	1st	2nd	3rd	4th	5th	Total
18	58	64	57	59	75	58	389